



Art & Design and Design Technology Year 1 Learning Journey



Art and Design

Sculpture - Antony Gormely

Autumn

1

Key learning this half term:

- To support the transition into Year one, children will be given opportunities to explore materials and sculpture in lessons and as part of their continuous provision. They will be encouraged to create distinct, strong shapes using different materials.
- Children will be taught to control materials and how to choose the correct equipment for a job. They will also be given opportunities to add paint effectively to a sculpture or material.



Design Technology

Designing a rocket - woodwork

Spring

1

Key learning this half term:

- Children will evaluate simple shape and proportion looking at the features of a rocket.
- They will build on their knowledge from Autumn term to explore different materials and how they can be joined together e.g. using glue, tape, folds.
- Children will investigate materials and processes such as: folding, scrunching, tearing, cutting joining, modelling, layering and constructing. They will use these skills to design and make a rocket.



Art and Design

Printing

Summer

1

Key learning this half term:

- Using William Morris as an inspiration, children will collect natural objects from the school forest. They will draw pictures of these objects using pencil lines and marks to create texture.
- Children will begin to control their lines more accurately and use different thicknesses.
- Children will then use their picture to create a printing tile using simple tools. They will be taught how to 'press and stamp' and use rollers to create a repeating pattern in the style of William Morris.



Art and Design

Painting skills – Georgia O'Keefe

Autumn

2

Key learning this half term:

- Children will explore the colour wheel and how to use primary colours to make secondary colour.
- They will learn how to mix colours to create a desired pallet, and how to make light and dark shades.
- They will develop an understanding of how different colours can be used to show different emotions.
- Children will research the artist Georgia O'Keefe and create artwork inspired by her style.



Design Technology

Textiles – Animal puppets

Spring

2

Key learning this half term:

- Children will design and create a simple animal puppet.
- They will be taught how to measure, cut and join fabric pieces together using simple stitching and gluing techniques.
- Children will evaluate their design and think about how to decorate the puppet using different materials and techniques.



Art and Design

Drawing Skills

Summer

2

Key learning this half term:

- Children will explore Arcimboldo's Four Seasons paintings. They will think about what fruits and vegetables have been used to represent each season before recreating their own season picture using real fruits and vegetables.
- Through observing fruit and vegetables, children will learn drawing techniques using pencil, charcoal, chalk and pastels.
- They will use lines and marks for texture and pattern and develop their colouring skills.





Art & Design and Design Technology

Year 2 Learning Journey



Art and Design

Drawing Skills – How can lines and dots create texture?



Autumn
1

Key learning this half term:

- Children will develop their use of different harnesses of pencils to show line, tone and texture. They will be taught to use lines and dots to create a texture to their art.
- Children will explore what the effective of drawing on different types of paper has on the appearance of lines and dots.
- They will look at Aboriginal art and learn about its origins and style. Using this knowledge children will design their own aboriginal art.



Design Technology

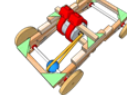
Mechanisms - woodwork



Spring
1

Key learning this half term:

- Children will design, make and evaluate a fire engine.
- They will investigate wheels, axles and chassis.
- Learn how to be safe when using tools to construct the vehicle frame and components.
- The children will evaluate their design and work with peers to make suggestions for any improvements.




Design Technology

Mechanisms

Summer
1

Key learning this half term:

- During this half term children will study the design inventions of Leonardo Da Vinci.
- They will focus on his design of the parachute and a range of vehicles; be taught how to make a technical drawing and try out a range of mechanisms including levers, sliders, rubber bands and axles.
- Children will use their knowledge to design a new invention.



Art and Design

Painting and Textiles

Autumn
2

Key learning this half term:

- Children will use the book 'Mixed' by Arree Chung to develop their knowledge of mixing primary colours. They will study and recreate Art by Jackson Pollock looking at the use of warm and cold colours.
- Children will then learn weaving skills how to add colour to textiles using Brusho dye on cotton and Tie dye onto fabric.
- Children will then use their knowledge of one technique to make a T-shirt.



Art and Design

Collage



Spring
2

Key learning this half term:

- Children will begin to arrange materials in patterns/symmetrical way thinking about the aesthetic impact.
- They will be encouraged to experiment by combining different materials and begin to make artistic choices from a range of paper based or natural materials.
- They will further develop tearing and cutting skills and be introduced to layering of materials.



Design Technology

Making a healthy wrap

Summer
2

Key learning this half term:

- Children will be reminded about a healthy, balanced diet. They will taste and describe simple properties of different wraps, bread and wrap fillings.
- Children will start to think about where their food comes from and how food can be grown.
- They will design and make their own healthy wrap being taught how to cut, peel and grate with increasing confidence.





Art & Design and Design Technology

Year 3 Learning Journey



Art and Design


Printing

Autumn

1

Key learning this half term:

- Linked to their environment topic, children will design a print to show the effects of plastic pollution.
- They will be learning the French printing technique 'Chine Colle' which involves adding colour to print using textiles such as paper.
- They will create our own printing block by etching a design onto lino.
- They will create a print with growing accuracy using, stencils, paint and rollers



Design Technology

Structure – Stone Age houses

Spring

1

Key learning this half term:

- Linked to their history work, children will design, make and evaluate a Neolithic house.
- They will identify suitable materials to be used for a house, considering weight, compression and tension.
- They will think about the appearance of a Neolithic house in the design process.
- The children will be taught to use a wide range of tools and equipment to perform tasks such as cutting, shaping, joining and finishing.



Design Technology

Mechanics with Nissan -
woodwork

Summer

1

Key learning this half term:

- Children will investigate mechanisms that use cams, levers, pulleys, handles, axels and springs.
- Children will explore how these components are used to create movement.
- Working with Nissan, they will apply knowledge to design and create a simple robot that moves.
- They will develop the skills to check their product, and make changes to better the design.



Art and Design

Collage

Autumn

2

Key learning this half term:

- The children will look at Mark Hearld's Birds and use this as inspiration to create their own collage bird.
- They will begin to develop coiling, overlapping and tessellation techniques.
- They will be taught to layer and mix contrasting textures: rough/smooth plain/patterned.
- Children will create a final collage using a range of techniques and fabric as a base.



Art and Design

Painting

Spring

2

Key learning this half term:

- Children will study the artist Vincent Van Gogh and some of his famous art work.
- They will develop more detailed painting skills building on their knowledge of mood and warm/cold colours.
- They will be taught to use watercolour paint and build on painting techniques and using variety of brushes.
- Children will use their skills to carefully draw through observations before adding paint and create their version of The Sunflowers.



Art and Design

Drawing

Summer

2

Key learning this half term:

- Children will research the use of pots, vessels and containers and the stories they have told throughout history.
- They will learn about pottery from Ancient Greek era, looking at appearance and purposes. They will explore different materials and how scenes can tell a story of the citizens lives.
- Children will draw from observation exploring light tones and dark tones, and how to create depth/perspective.





Art & Design and Design Technology

Year 4 Learning Journey



Art and Design

Drawing



Autumn

1

Key learning this half term:

- Children develop an understanding of proportion, scale and position during drawing of both people and animals.
- They will be taught how to accurately draw a portrait using tone, light and shade. The children will develop their skill of cross hatching to show tone and texture.
- The children will look at the self portraits of famous artists and evaluate them.



Art / Design Technology

Sculpture and Structure



Spring

1

Key learning this half term:

- Children will develop their modelling skills with clay via kneading, cutting, carving, impressing and embossing to make sculptures. These Canopic jars will be free standing and include details of the era.
- Children will compare modern and ancient structures looking at the Pyramids and Angel of the North.
- The children will make their own freestanding structures exploring how to join materials and add strength.



Design Technology

Cookery

Summer

1

Key learning this half term:

- This term we will be learning about the Victorians in History. To link our history learning, we will be exploring different foods that were eaten in Victorian times.
- We will discuss the differences between foods then and now and how food safety has developed.
- The children will have a chance to make their own Victorian dish and will also create their own Victorian inspired, food.

Art and Design

Painting



Autumn

2

Key learning this half term:

- Children will continue to develop their work from last half term looking at abstract versions of the human/animal form. They will develop their painting skills using a variety of brushes.
- The children will take inspiration from Paul Klee and Picasso, using light for the foreground and shadows in the background.
- They will begin to use complementary and opposing colours in their work.



Design Technology

Designing a wooden structure that lights up - woodwork



Spring

2

Key learning this half term:

- Using their knowledge from science lessons, children will use different circuits to design a structure of their choice where a light can be turned on and off e.g. a house, car, lighthouse etc.
- They will select and use tools, equipment, materials and components to create their model.
- The children will then investigate ways computers can be used to program and control lights in their product.



Art / Design Technology

*Making a Teddy Bear
Brazilian Art*



Summer

2

Key learning this half term:

- Using the textiles skills learnt at school children will create a Regent Farm Memory Bear.
- Using old school uniforms, they will then combine materials with different fastening techniques including sewing.
- We will learn all about Beatriz Milhazes, a Brazilian, contemporary artist. The children will then create some of their own contemporary art, inspired by her work.

